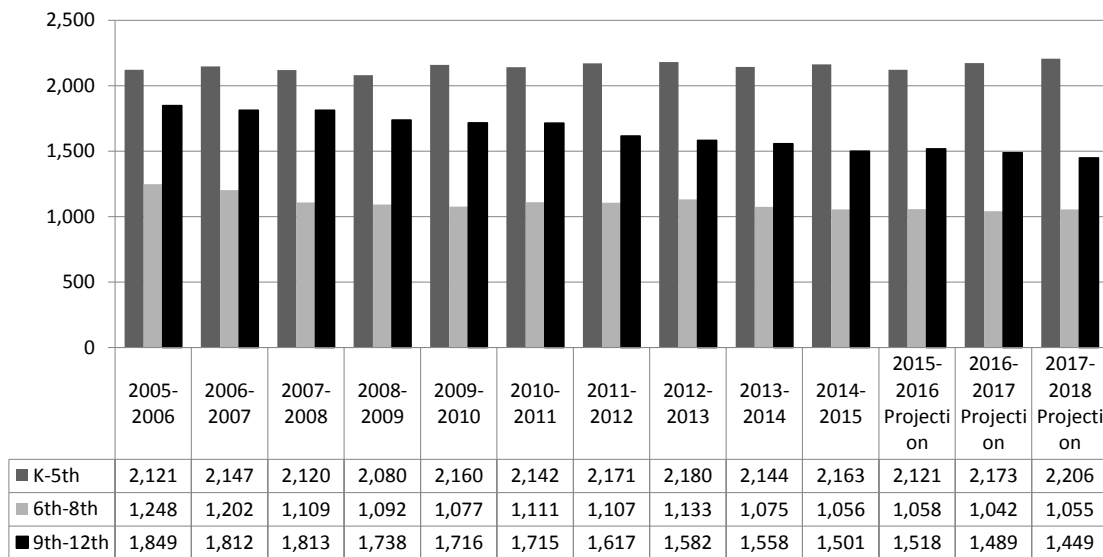


Juneau School District Enrollment

4,720 students were enrolled in the Juneau School District as of August 22, 2014. The official count for the 2013-2014 school year was 4,777 students, a decrease of 2.4 percent (118 students) from the previous year. Nearly half the decrease came in the middle school grades (-58 students), while 30 percent was due to declines in elementary schools (-36 students) and the last 20 percent occurred at the high school level (-24 students). The Juneau School District has seen a continual decline in student population for the ten year period from 2005 to 2014 of about 1 percent on an annual compound basis. Erickson & Associates, economic consultants for the Juneau School District, have released a forecast showing enrollment totals through 2017 flat, with little change in any of the grade categories.⁶

Figure 27: Juneau School District K-12 Enrollment by Grade, 2005 - 2014, and Projections for 2015 – 2017



Source: Alaska Department of Education and Early Development, Statistics and Reports, District Enrollment Totals for All Alaskan School Districts; FY14 School District Enrollment as of 8/22/14 obtained through Juneau School District; FY 15-17 enrollment projections by Erickson & Associates LLC.

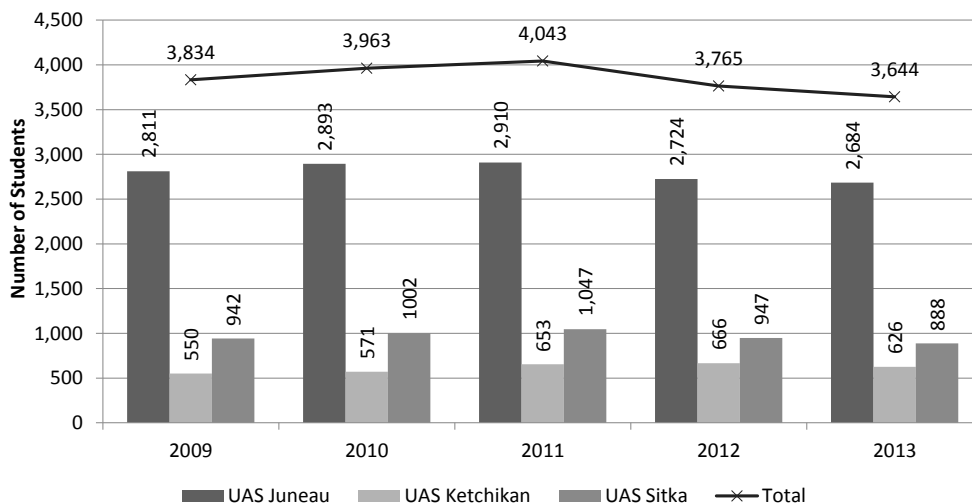
University of Alaska Southeast Enrollment

Fall of 2013 saw the second consecutive year of decreases in UAS enrollment region-wide, from its peak of 4,043 students in 2011 to the current enrollment of 3,644 students in 2013. According to the University of Alaska's "UA in Review" report, the Juneau campus, with 2,683 students, has approximately 33 percent of students enrolled full-time, with 67 percent enrolled part-time. Sixty-five percent of students

⁶ These estimates represent the midpoint in a range of possible enrollment outcomes.

are female, and 18 percent are under age 20. Most students are pursuing a bachelor's degree (24 percent).

Figure 28: University of Alaska Southeast, All Campuses Fall Enrollment, 2009 to 2013*



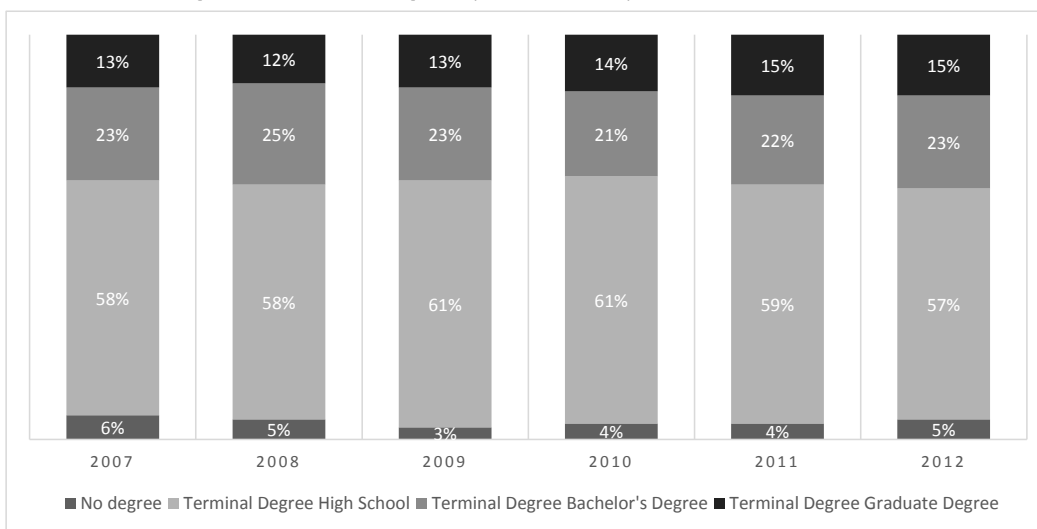
Source: University of Alaska Fact Book

*Note: Due to cross-registration, individual campus enrollments do not sum to total enrollment.

Educational Attainment

Juneau residents have a higher level of educational attainment than the state and national population, but the percent of Juneau's population that holds a postsecondary Bachelor's degree has changed very little over the past six years. However, the number of residents continuing their education to obtain a terminal graduate degree has increased from 13 to 15 percent of the population.

Figure 29: Terminal Degree by Percent of Population in Juneau, 2012⁷



Source: U.S. Census Bureau, 2010-2012 American Community Survey, "Selected Social Characteristics in the United States" Dataset

⁷ Reflects average percent for date year and two prior years.